



County Health Rankings Lincoln County 2017

	Lincoln County	Error Margin	Top US Performers	Wisconsin	Rank (of 72)
Health Outcomes					49
Length of Life					51
Premature death	6,700	5,500-7,900	5,200	6,000	
Quality of Life					45
Poor or fair health	14%	13-14%	12%	14%	
Poor physical health days	3.4	3.2-3.6	3.0	3.4	
Poor mental health days	3.3	3.1.-3.5	3.0	3.5	
Low birthweight	6%	5-8%	6%	7%	
Health Factors					38
Health Behaviors					59
Adult smoking	17%	16-18%	14%	17%	
Adult obesity	33%	27-39%	26%	30%	
Food environment index (0 worst, 10 best)	8.1		8.4	8.1	
Physical inactivity	24%	19-31%	19%	20%	
Access to exercise opportunities	64%		91%	81%	
Excessive drinking	22%	21-23%	12%	24%	
Alcohol-impaired driving deaths	50%	40-59%	13%	37%	
Sexually transmitted infections	341.7		145.5	403.2	
Teen birth rate	29	25-33	17	24	
Clinical Care					25
Uninsured	8%	7-9%	8%	9%	

	Lincoln County	Error Margin	Top US Performers	Wisconsin	Rank (of 72)
Primary care physicians	1,420:1		1,040:1	1,240:1	
Dentists	1,470:1		1,320:1	1,560:1	
Mental health providers	1,330:1		360:1	600:1	
Preventable hospital stays	53	45-60	36	45	
Diabetic monitoring	93%	83-100%	91%	90%	
Mammography screening	71%	61-80%	71%	72%	
Social & Economic Factors					
High school graduation	92%		95%	88%	
Some college	59%	54-64%	72%	67%	
Unemployment	5.2%		3.3%	4.6%	
Children in poverty	15%	11-19%	12%	17%	
Income inequality	4.0	3.7-4.3	3.7	4.3	
Children in single-parent households	28%	22-34%	21%	31%	
Social associations	15.4		22.1	11.7	
Violent crime	148		62	283	
Injury deaths	83	68-98	53	69	
Physical Environment					
Air pollution-particulate matter	8.2		6.7	9.3	
Drinking water violations	No		No		
Severe housing problems	13%	11-15%	9%	16%	
Driving alone to work	84%	82-86%	72%	81%	
Long Commute – driving alone	29%	27-32%	15%	26%	

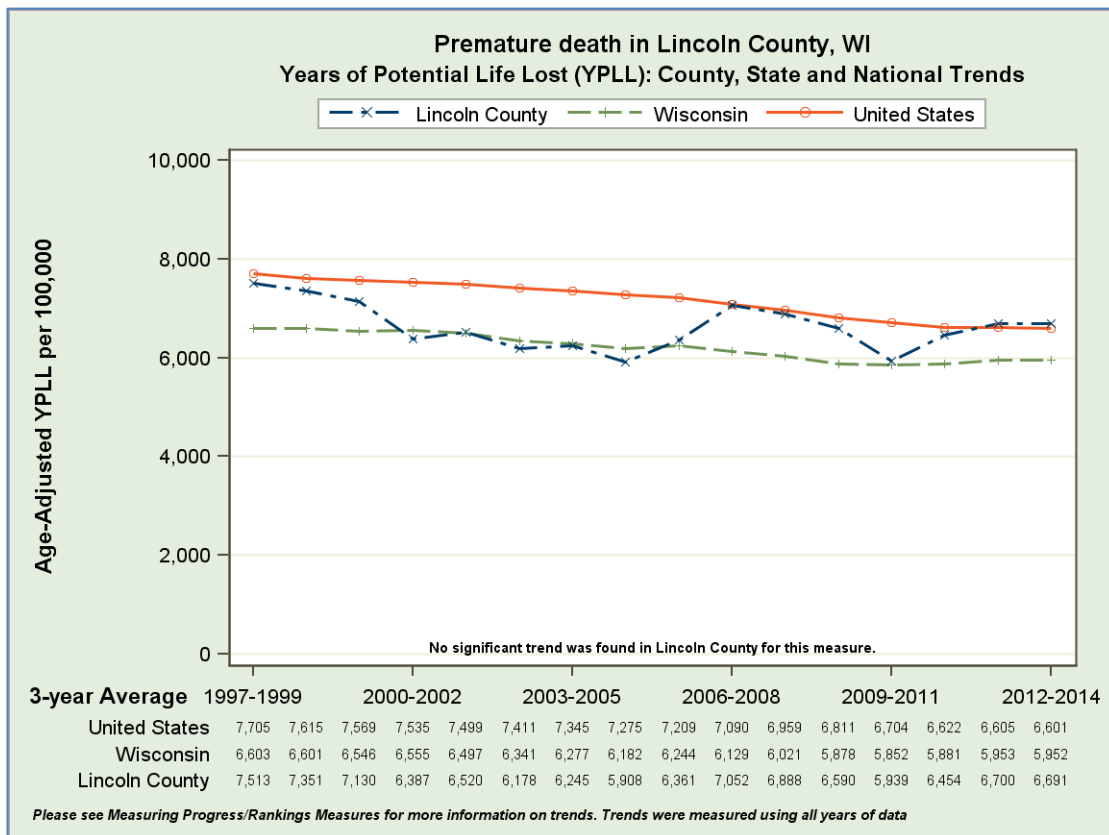
* 90th percentile, i.e. only 10% are better Note: Blank values reflect unreliable or missing data
Source: County Health Rankings (www.countyhealthrankings.org)

Premature Death 1997-2014

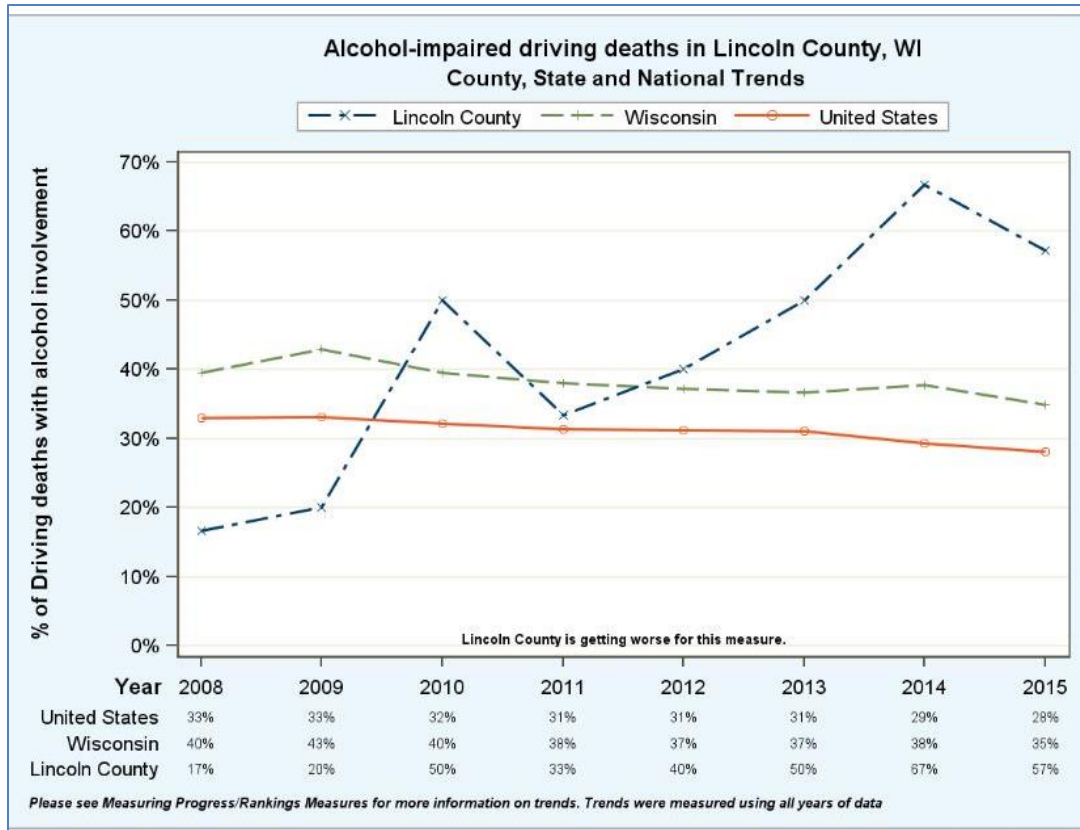
Leading Causes of Death under age 75 in Lincoln (LI) County

Leading Causes of Death Under Age 75	Deaths	Age-Adjusted Rate per 100,000
Malignant neoplasms	125	103.4
Diseases of heart	64	52.3
Accidents (unintentional injuries)	46	53.8
Cerebrovascular diseases	15	Unreliable
Diabetes mellitus	14	Unreliable

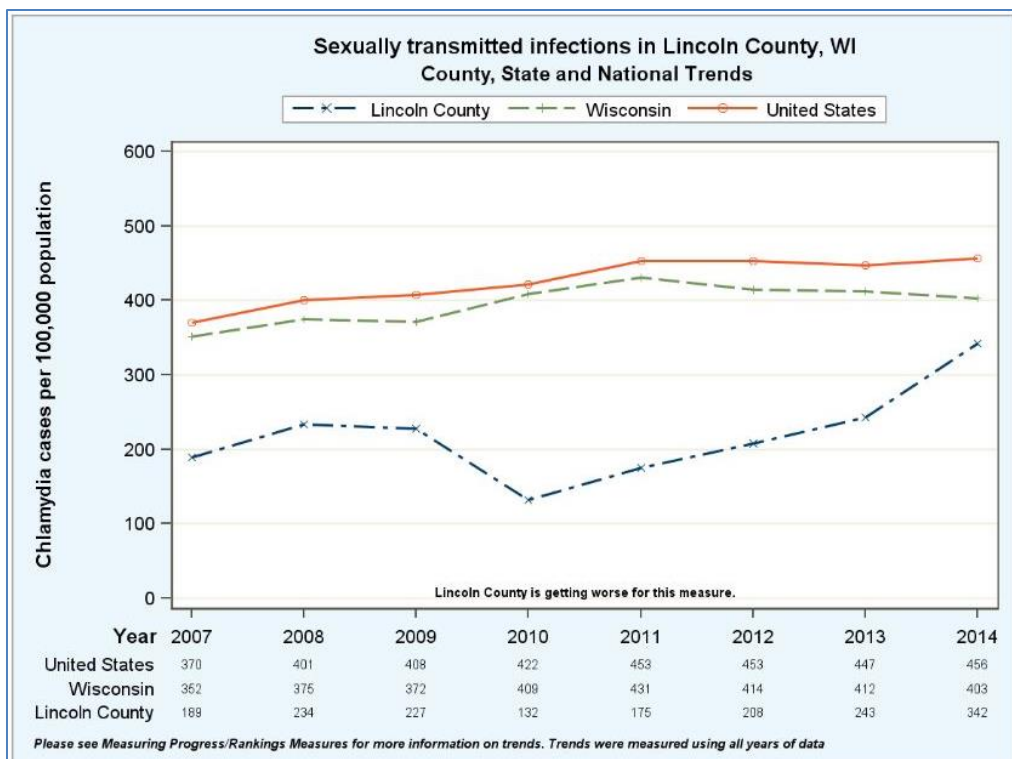
Source: CDC WONDER. Premature Mortality includes all deaths among people under age 75 and the rates are age-adjusted to the US 2000 population. Since counties have different age make-ups, age-adjustment can help in comparing health measures between counties.



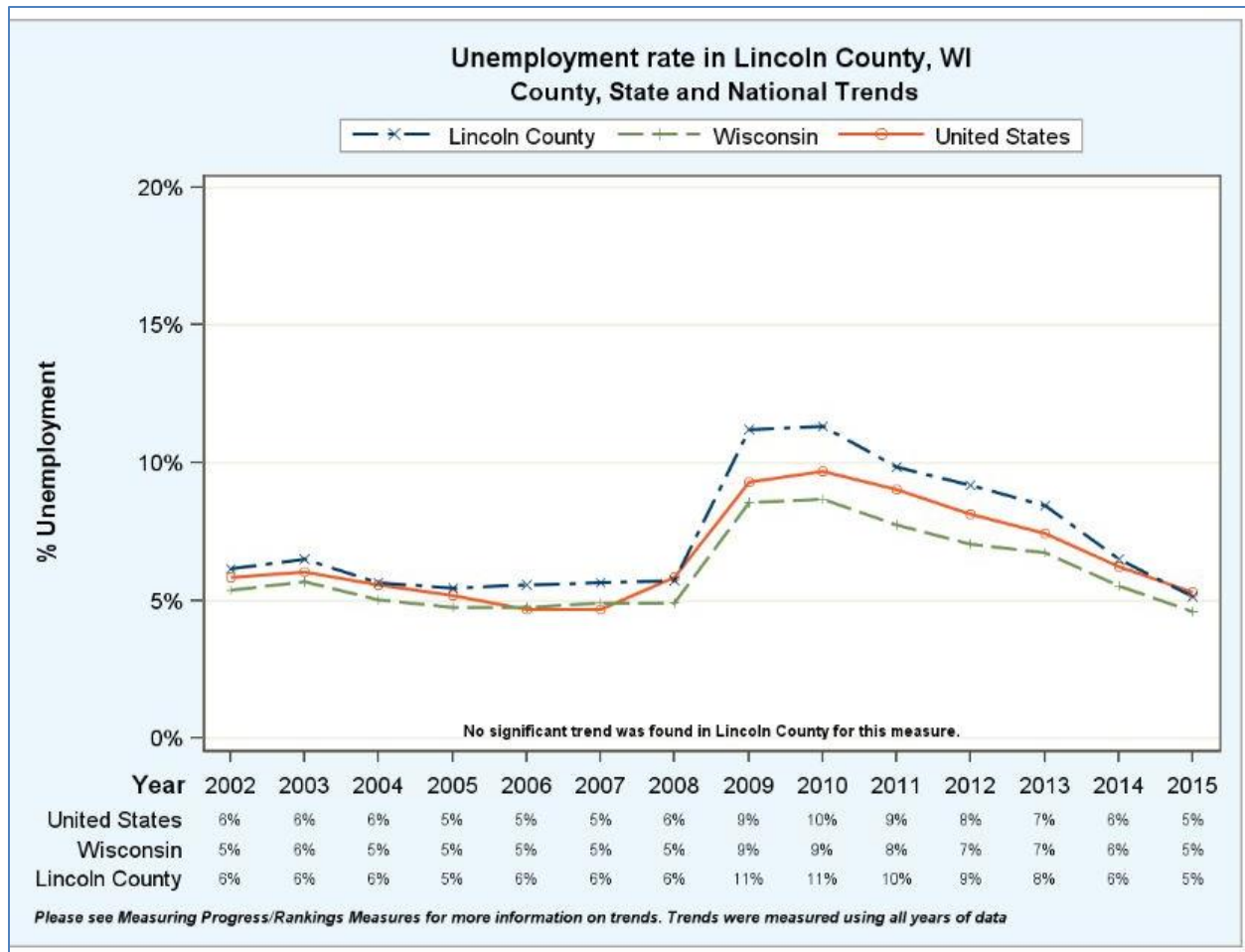
Alcohol-impaired Driving Deaths 2008-2015



Sexually Transmitted Infections 2007-2014



Unemployment Rate 2002-2015



Healthy People Lincoln County's mission is to promote partnerships within the community to improve health through advocacy, prevention and implementation of best practices. If you are interested in participating, please contact Shelley Hersil, Lincoln County Health Department, 715-539-1360 or shersil@co.lincoln.wi.us.